

RELÈ STATICI A SCR SERIE SSR08 SSR08 SERIES SCR SOLID STATE RELAYS

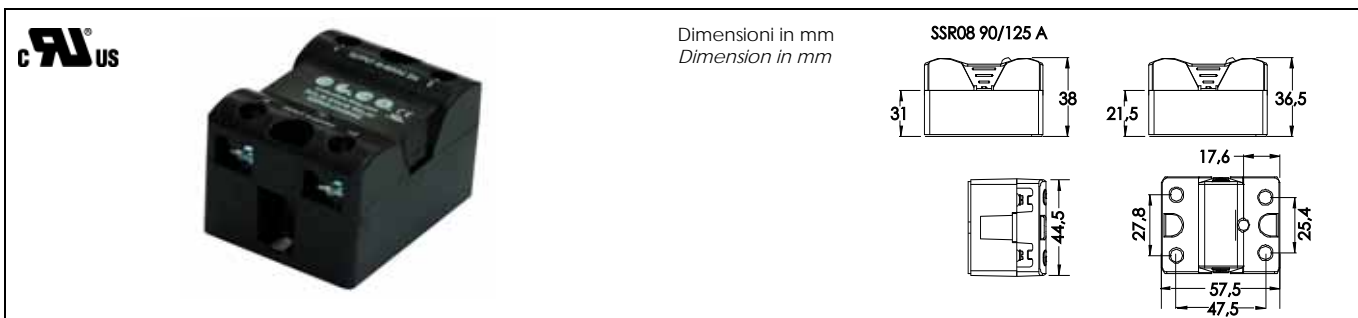


TABELLA SELEZIONE RELÈ - RELAY SELECTION TABLE

TIPO DI COMMUTAZIONE ZERO CROSSING ZERO CROSSING COMMUTATION			
Corrente di uscita Output current	Tensione di uscita Output voltage	Tensione di ingresso Input voltage	Modello Model
10A	48-480 VAC	3-32 VDC	SSR08-10480A
40A	48-480 VAC	3-32 VDC	SSR08-40480A
TIPO DI COMMUTAZIONE ZERO CROSSING (BACK TO BACK SCR OUTPUT) ZERO CROSSING COMMUTATION (BACK TO BACK SCR OUTPUT)			
10 A	48-480 VAC	3-32 VDC	SSR08-10480AS
25 A	48-480 VAC	3-32 VDC	SSR08-25480AS
		90-280 VAC	SSR08-25480CS
40 A	48-480 VAC	3-32 VDC	SSR08-40480AS
		90-280 VAC	SSR08-40480CS
50 A	24-280 VAC	3-32 VDC	SSR08-50240AS
		90-280 VAC	SSR08-50240CS
	48-660 VAC (UL 48 - 600 VAC)	3-32 VDC	SSR08-50660AS
		90-280 VAC	SSR08-50660CS
75 A	24-280 VAC	4-32 VDC	SSR08-75240AS
		90-280 VAC	SSR08-75240CS
	48-660 VAC (UL 48 - 600 VAC)	4-32 VDC	SSR08-75660AS
		90-280 VAC	SSR08-75660CS
90 A	24-280 VAC	3-32 VDC	SSR08-90240AS
		90-280 VAC	SSR08-90240CS
	48-660 VAC (UL 48 - 600 VAC)	3-32 VDC	SSR08-90660AS
		90-280 VAC	SSR08-90660CS
125 A	24-280 VAC	3-32 VDC	SSR08-125240AS
		90-280 VAC	SSR08-125240CS
	48-660 VAC (UL 48 - 600 VAC)	3-32 VDC	SSR08-125660AS
		90-280 VAC	SSR08-125660CS

- * Led tensione ingresso
- * Corrente nominale 10/25/40/50/70/90/125 A
- * Commutazione zero crossing
- * Tensione di uscita fino a 660 VAC
- * Bassa corrente pilotaggio
- * Tensione di picco fino a 1.200 V
- * Isolamento ingresso uscite 4.000 V
- * Protezione con filtro RC
- * Omologazioni UL -CE

- * Input voltage led
- * Rated operational current up to 10/25/40/50/70/90/125 A
- * Commutation zero crossing
- * Output voltage from up to 660 VAC
- * Low control current
- * Peak voltage up to 1,200 V
- * 4,000 V input-output insulation
- * RC filter protection
- * UL and CE certification

CONFORMI ALLE NORMATIVE EC/ EC REFERENCE STANDARDS

CERTIFICAZIONI UL-CSA / UL-CSA CERTIFICATION
File-N. E234472

ACCESSORI - ACCESSORIES

ACCESSORI - ACCESSORIES FOR SOLID STATE RELAYS pag. 68

VARISTORI (MOV) - METAL OXIDE VARISTORS (MOV.) pag. 68

DISSIPATORI - HEAT SINK pag. 68

DATI TECNICI USCITA - OUTPUT TECHNICAL DATA

Modello Model	SSR08-10480A	SSR08-10480AS	SSR08-25480AS SSR08-25480CS	SSR08-40480A
Tensione nominale Nominal voltage	480 VAC	480 VAC	480 VAC	480 VAC
Range tensione di carico Load voltage range	48-480 VAC	48-480 VAC	48-480 VAC	48-480 VAC
Picco ripetitivo allo stato di OFF Repetitive peak off-state voltage	800 VAC	800 VAC	800 VAC	800 VAC
Corrente uscita Output current	10A	10A	25A	40A

DATI TECNICI USCITA - OUTPUT TECHNICAL DATA

Modello Model	SSR08-10480A	SSR08-10480AS	SSR08-25480AS SSR08-25480CS	SSR08-40480A
Corrente di spunto non ripetitiva <i>Non repetitive surge peak on state current, t=10ms</i>	83A	160 A	300 A	400 A
I ² t per scelta fusibile <i>I²t rating - t=10ms</i>	41 A ² S	144 A ² S	510 A ² S	880 A ² S
Tempo critico salita tensione allo stato di off dv/dt <i>Critical rate of rise of off-state voltage dv/dt</i>	200 V/μS	400 V/μS	300 V/μS	500 V/μS
Caduta tensione in uscita <i>Output voltage drop</i>	1,6 VAC	1,6 VAC	1,6 VAC	1,6 VAC
Perdita di corrente allo stato di off <i>Off-stage leakage current</i>	10 mA	10 mA	10 mA	10 mA
Corrente minima di funzionamento <i>Minimum working current</i>	100 mA	150 mA	75 mA	120 mA

DATI TECNICI USCITA - OUTPUT TECHNICAL DATA

Modello Model	SSR08-40480AS SSR08-40480CS	SSR08-50240AS SSR08-50240CS	SSR08-50660AS SSR08-50660CS	SSR08-75240CS SSR08-75240AS	SSR08-75660AS SSR08-75660CS
Tensione nominale <i>Nominal voltage</i>	480 VAC	240 VAC	600 VAC	240 VAC	600 VAC
Range tensione di carico <i>Load voltage range</i>	48-480 VAC	24-280 VAC	48-660 VAC	24-280 VAC	48-660 VAC
Picco ripetitivo allo stato di OFF <i>Repetitive peak off-state voltage</i>	800 VAC	600 VAC	1200 VAC	600 VAC	1200 VAC
Corrente uscita <i>Output current</i>	40 A	50 A	50 A	75 A	75 A
Corrente di spunto non ripetitiva <i>Non repetitive surge peak on state current, t=10ms</i>	800 A	520 A	520 A	750 A	750 A
I ² t per scelta fusibile <i>I²t rating, t=10ms</i>	1745 A ² S	1350 A ² S	1350 A ² S	2812 A ² S	2812 A ² S
Tempo critico salita tensione allo stato di off dv/dt <i>Critical rate of rise of off-state voltage dv/dt</i>	500 V/μS	1000 V/μS	1000 V/μS	1000 V/μS	1000 V/μS
Caduta tensione in uscita <i>Output voltage drop</i>	1,6 VAC	1,6 VAC	1,6 VAC	1,6 VAC	1,6 VAC
Perdita di corrente allo stato di off <i>Off-stage leakage current</i>	10 mA	10 mA	10 mA	10 mA	10 mA
Corrente minima di funzionamento <i>Minimum working current</i>	250 mA	250 mA	250 mA	250 mA	250 mA

DATI TECNICI USCITA - OUTPUT TECHNICAL DATA

Modello Model	SSR08-90240CS SSR08-90240AS	SSR08-90660CS SSR08-90660AS	SSR08-125240CS SSR08-125240AS	SSR08-125660AS SSR08-125660CS
Tensione nominale <i>Nominal voltage</i>	240 VAC	600 VAC	240 VAC	600 VAC
Range tensione di carico <i>Load voltage range</i>	24-280 VAC	48-660 VAC	24-280 VAC	48-660 VAC
Picco ripetitivo allo stato di OFF <i>Repetitive peak off-state voltage</i>	600 VAC	1200 VAC	600 VAC	1200 VAC
Corrente uscita <i>Output current</i>	90 A	90 A	125 A	125 A
Corrente di spunto non ripetitiva <i>Non repetitive surge peak on state current, t=10ms</i>	1000 A	1000 V	1150 A	1150 A
I ² t per scelta fusibile <i>I²t rating - t=10ms</i>	5000 A ² S	5000 A ² S	6600 A ² S	6600 A ² S
Tempo critico salita tensione allo stato di off dv/dt <i>Critical rate of rise of off-state voltage dv/dt</i>	1000 V/μS	1000 V/μS	1000 V/μS	1000 V/μS
Caduta tensione in uscita <i>Output voltage drop</i>	1,6 VAC	1,6 VAC	1,8 VAC	1,8 VAC



DATI TECNICI USCITA - OUTPUT TECHNICAL DATA

Modello Model	SSR08-90240CS SSR08-90240AS	SSR08-90660CS SSR08-90660AS	SSR08-125240CS SSR08-125240AS	SSR08-125660CS SSR08-125660CS
Perdita di corrente allo stato di off <i>Off-stage leakage current</i>	10 mA	10 mA	10 mA	10 mA
Corrente minima di funzionamento <i>Minimum working current</i>	10 mA	10 mA	10 mA	10 mA

DATI TECNICI ENTRATA - INPUT TECHNICAL DATA

Modello Model	SSR08-10480A SSR08-10480AS SSR08-25480AS	SSR08-40480A SSR08-40480AS SSR08-50240AS SSR08-50660AS	SSR08-75240AS SSR08-75660AS	SSR08-25480CS SSR08-40480CS SSR08-50240CS SSR08-75240CS SSR08-75660CS	SSR08-50660CS
Tensione ingresso <i>Input voltage</i>	3-32 VDC	3-32 VDC	4-32 VDC	90-280 VAC	90-280 VAC
Corrente di pilotaggio <i>Control current range</i>	6-25 mA	6-25 mA	16-28 mA	8-24 mA	4-12 mA
Tensione di innesco <i>Control pick-up voltage</i>	3 VDC	3 VDC	4 VDC	90 VAC	90 VAC
Tensione di disinnesco <i>Control drop-out voltage</i>	1 VDC	1 VDC	1 VDC	10 VAC	10 VAC

DATI TECNICI ENTRATA - INPUT TECHNICAL DATA

Modello Model	SSR08-90240AS SSR08-125240AS SSR08-90660AS SSR08-125660AS	SSR08-90240CS SSR08-125240CS SSR08-90660CS SSR08-125660CS
Tensione ingresso <i>Input voltage</i>	4 - 32 VDC	90 - 280 VDC
Corrente di pilotaggio <i>Control current range</i>	6 - 30 mA	8 - 25 MA
Tensione di innesco <i>Control pick-up voltage</i>	4 VDC	90 VDC
Tensione di disinnesco <i>Control drop-out voltage</i>	1 VDC	10 VDC

DATI TECNICI ENTRATA/USCITA - INPUT/OUTPUT TECHNICAL DATA

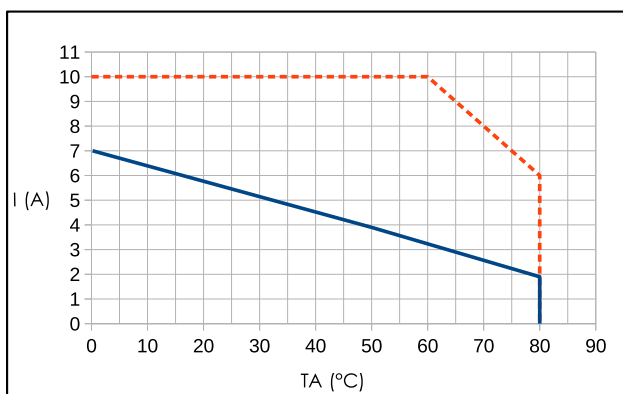
Modello Model	SSR08-10480A SSR08-10480AS SSR08-25480AS	SSR08-40480A SSR08-40480AS SSR08-50240AS	SSR08-50660AS SSR08-75240AS SSR08-75660AS	SSR08-25480CS SSR08-40480CS SSR08-50240CS	SSR08-50660CS SSR08-75240CS SSR08-75660CS
Massimo ritardo chiusura per commutazione zero crossing <i>Maximum closing delay for zero crossing commutation</i>	10 ms	10 ms	10 ms	40 ms	40 ms
Massimo ritardo apertura per commutazione zero crossing-istantanea <i>Maximum opening delay for zero crossing-istant commutation</i>	10 ms	10 ms	10 ms	80 ms	80 ms
Isolamento <i>Isolation voltage</i>	4000 V	4000 V	4000 V	4000 V	4000 V

DATI TECNICI ENTRATA/USCITA - INPUT/OUTPUT TECHNICAL DATA

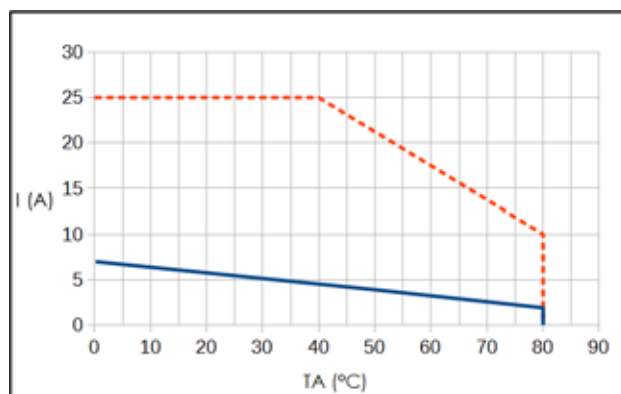
Modello Model	SSR08-90240AS SSR08-125240AS SSR08-90660AS SSR08-125660AS	SSR08-90240CS SSR08-125240CS SSR08-90660CS SSR08-125660CS
Massimo ritardo chiusura per commutazione zero crossing <i>Maximum closing delay for zero crossing commutation</i>	10 ms	40 ms
Massimo ritardo apertura per commutazione zero crossing-istantanea <i>Maximum opening delay for zero crossing-istant commutation</i>	10 ms	80 ms
Isolamento <i>Isolation voltage</i>	4000 V	4000 V

CURVE DI DERATING - DERATING CURVES

SSR08 10 A



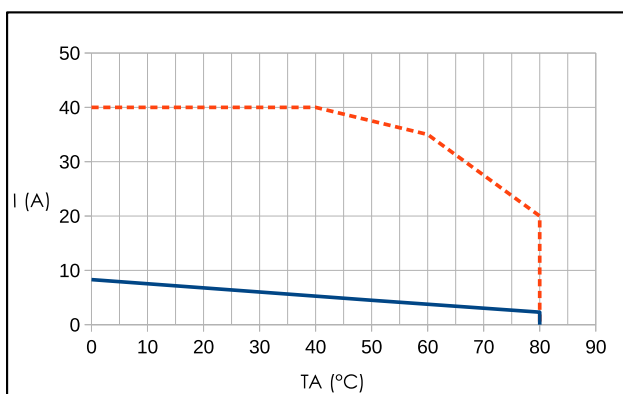
SSR08 25 A



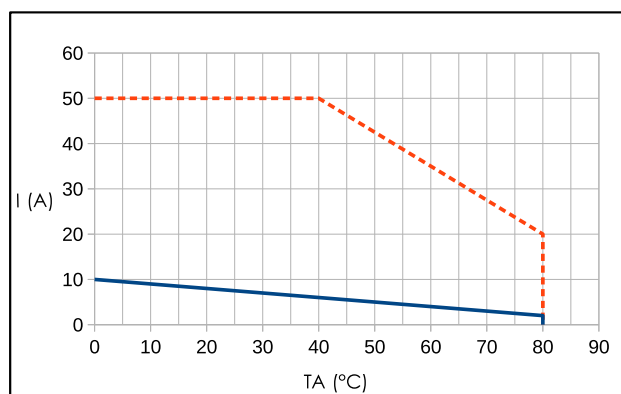
— Aria libera / Free air
- - - Con dissipatore (Heat sink (3 °C/W)

— Aria libera / Free air
- - - Con dissipatore (Heat sink (2 °C/W)

SSR08 40 A



SSR08 50 A

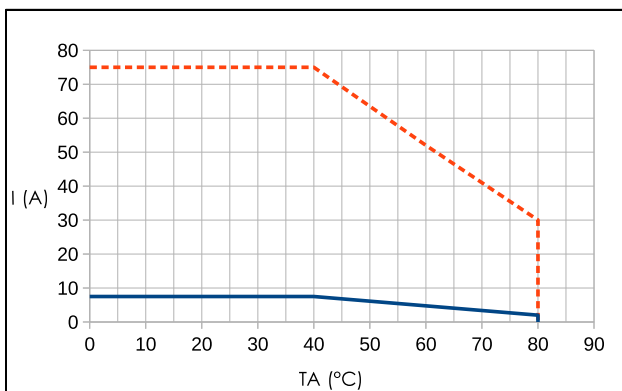


— Aria libera / Free air
- - - Con dissipatore (Heat sink (0,9 °C/W)

— Aria libera / Free air
- - - Con dissipatore (Heat sink (0,9 °C/W)

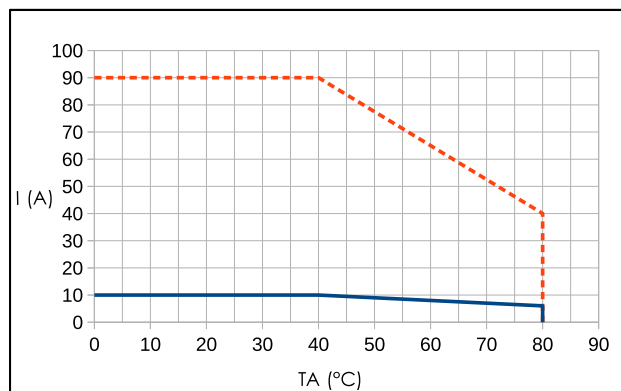


SSR08 75 A



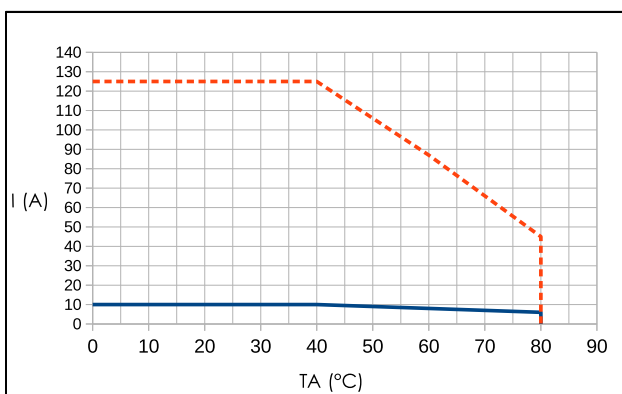
— Aria libera / Free air
- - - Con dissipatore (Heat sink (0,7 °C/W)

SSR08 90 A



— Aria libera / Free air
- - - Con dissipatore (Heat sink (0,5 °C/W)

SSR08 125 A



— Aria libera / Free air
- - - Con dissipatore (Heat sink (0,45 °C/W)

SCHEMA DI COLLEGAMENTO / WIRING DIAGRAM

